

Sink New Wave

Kitchen Sinks

Code: 1418 000



DETAILS

Edge/Installation Type	Flush-mount Top-mount
Finish	Foster brushed
Material	AISI 304 stainless steel
Texture	Brushed in line
Base	60 cm
Dimensions	1160x520 mm
Standard fittings	Fixing hooks, gasket, drain, overflow and siphon, boxed packing
Mixer holes	2 standard holes
Built-in hole	View technical data sheet

Drainer	Yes
---------	-----

Width	116 cm
-------	--------

Bowl dimension	500x400mm
----------------	-----------

Number of bowls	1 bowl
-----------------	--------

Waste fitting	Drain with automatic control SPACE
---------------	------------------------------------

FEATURES

Double mixer hole	The large tap counter is already fitted with a series of 2 tap holes. In the second hole it is possible to install the remote control of the automatic drain or, alternatively, a practical soap dispenser.
-------------------	---

Diamond-shape bottom	The draining of water is an important feature in a sink, and it's always taken good care of in Foster products. In the bent-welded sinks, which would have a flat bottom, the proper draining is guaranteed by the elegant beveling, which helps the water flow.
----------------------	--

High thickness	1mm thick steel. A significant thickness, which guarantees the maximum sturdiness and durability.
----------------	---

new wave - perfect profile	The wave is the exclusive feature of the New Wave sinks, a sinuous element that breaks the minimalistic rigor of square bowl and makes it more flexible - awarded with the prestigious Reddot Design Award 2015.
----------------------------	--

Automatic waste fitting	The waste-fitting with round remote knob is supplied; a practical accessory which makes it unnecessary to get wet in order to drain the water from the bowl.
-------------------------	--

Space waste fitting	The elegant SPACE steel cap closes the drain and leaves no visible residues collected in the basket below. Space also has a small footprint and allows the optimal use of the under-sink compartment.
---------------------	---

Squared bowls - 0/9 radius	The square bowls of Foster have perfectly squared vertical edges, while those on the bottom have a small radius of 9 mm that facilitates cleaning operations.
----------------------------	---

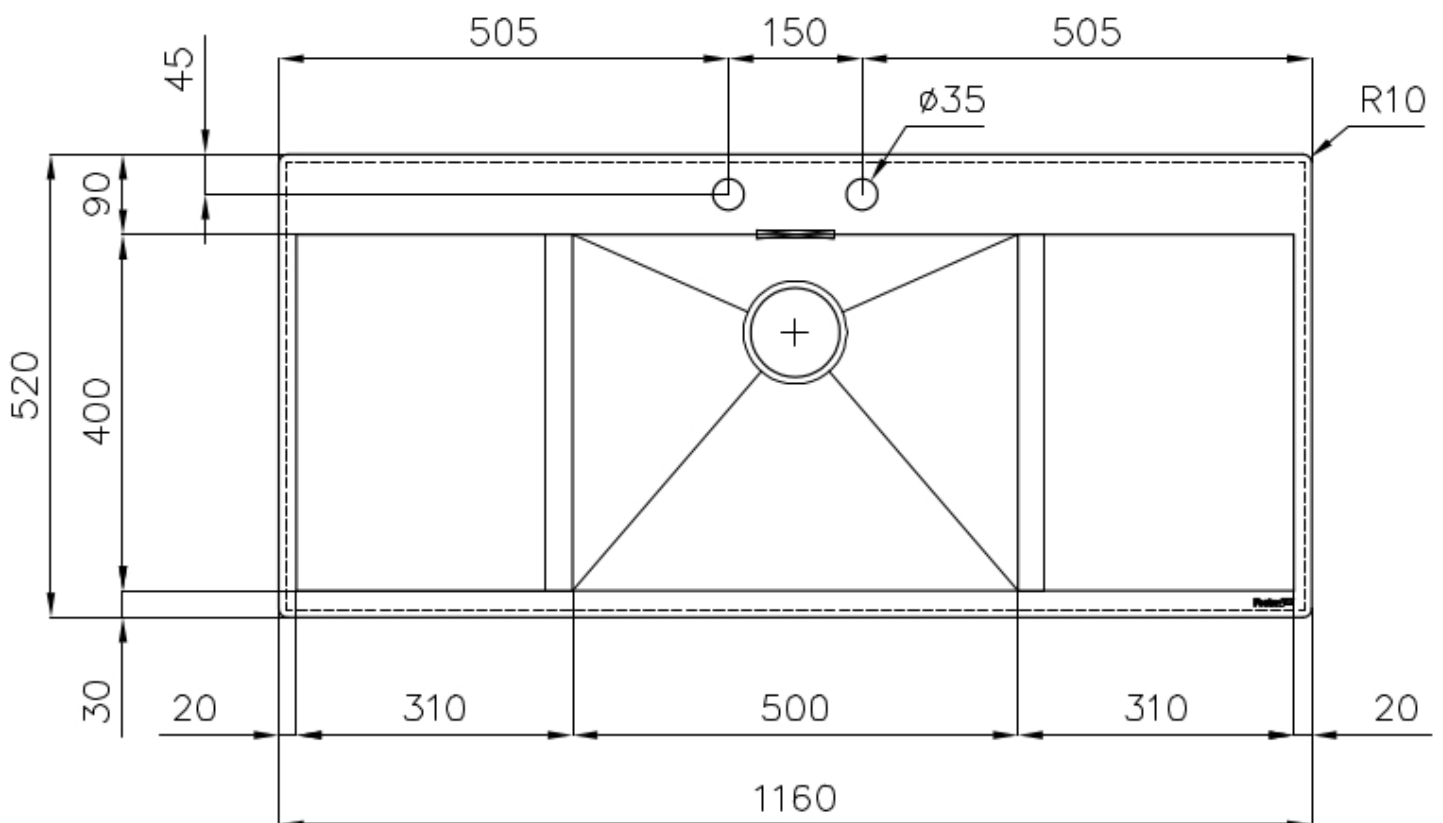
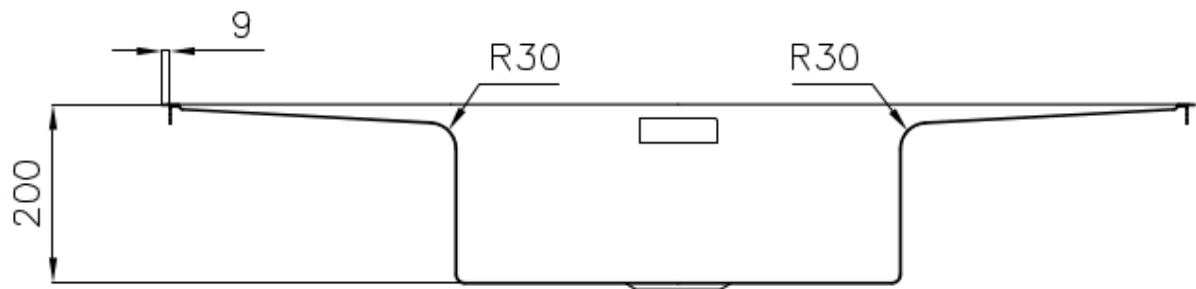
Save space system

Drain and siphon are designed to leave as much space as possible in the under-sink area, more and more useful today for theseparate waste collection systems.

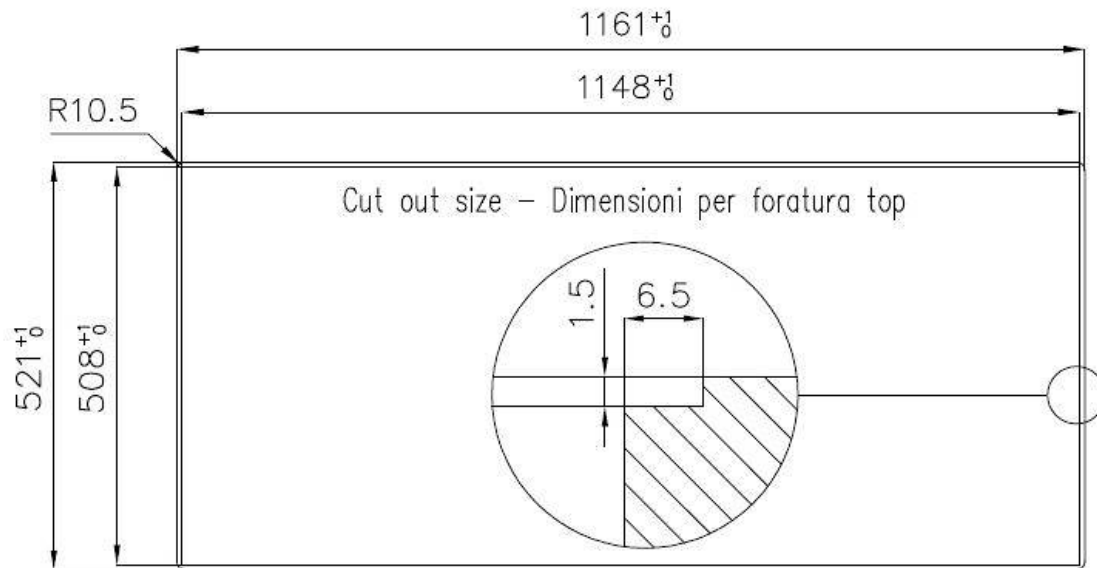
Perimetral overflow

The overflow is always a security on the Foster sinks that prevents the overflow of water in case of oversights. The perimeter drain solution improves aesthetics thanks to its square and essential shape.


TECHNICAL DATA



Lavello New Wave cod. 1418/000



FT



FTS

GALLERY



EQUIPMENT



Space automatic waste fitting
8407 108

OPTIONAL ACCESSORIES



Cestello inox
8612 000



HPDE Chopping board
8657 001



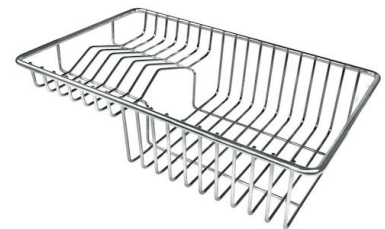
HPDE Twin chopping board
8644 101



Stainless steel colander
8154 000



Stainless steel plate rack
8100 154



Stainless steel plate rack
8100 303
* only in combination with the accessory
8644 101



Stainless steel plate rack
8100 201



White bowl
8153 100



Glass chopping board
8631 300



Graters kit with ring-holder and food collection tray
8159 101
* only in combination with the accessory
8644 101



Stainless steel perforated tray
8151 000
* only in combination with the accessory
8644 101

RECOMMENDED PAIRINGS



Mixer Tap Play
8487 000